




Technical Parameter



Power Supply	220VAC/50Hz (±10%)
Power consumption	≤35W≤60W≤70W
Resolution	64*24/144*24/192*24
Communication	RS485
Color Display	Red/Green/Amber
Brightness	≥200cd/m ²



Variable Message Sign